

MATERIALS



華
美
博
物
館

CHINESE
AMERICAN
MUSEUM

@THEARTISTSABRINA

1. LOTS OF COLORFUL PAPER (AND REGULAR WHITE PAPER)

2. SCISSORS




3. TAPE OR GLUE



4. PENS, PENCILS, AND MARKERS



5. A PRINTER (IF YOU WOULD LIKE TO USE THE PROVIDED TEMPLATES)



(OPTIONAL)

6. ✨ EMBELLISHMENTS ✨ (GLITTER, BUTTONS, FEATHERS, ETC.)



華美博物館


CHINESE
AMERICAN
MUSEUM

@THEARTISTSABRINA

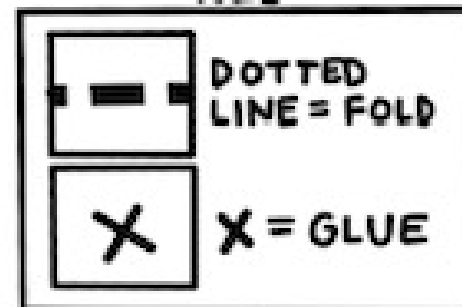
3D PAPER DRAGON

FACE + HEAD PRINTABLE TEMPLATE

(@THEARTISTSABRINA)



KEY





華美博物館

CHINESE AMERICAN MUSEUM

@THEARTISTSABRINA







華
美
博
物
館

CHINESE
AMERICAN
MUSEUM

@THEARTISTSABRINA





華美
博
物
館

CHINESE
AMERICAN
MUSEUM

@THEARTIST SABRINA

